

**EUROPAIR** 

CONTROL THE AIR YOU BREATHE

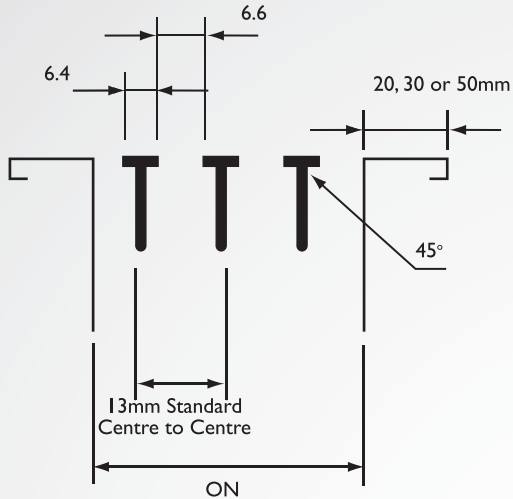
**STRIP GRILLES**  
technical

types **-SGT, SGS, FLG**

**Europair Africa**  
a division of Performancair Products Africa (Pty) Ltd

tel +27 11 974 2425  
fax +27 11 974 7251  
web [www.europair-africa.com](http://www.europair-africa.com)  
email: [info@europair-africa.com](mailto:info@europair-africa.com)

Cnr. Grader and Vuurslag  
Spartan Ext. 3  
Kempton Park  
Johannesburg



## TYPE SGT (0 DEGREE DEFLECTION:)

Strip Grilles manufactured of extruded Type 50S anodising grade aluminium with fixed blades. These grilles can be used either vertically or horizontally.

They can be used as supply or return Air Grilles and also for fancoil and induction units, and can incorporate access flaps.

### Optional Accessories

<b>OBD</b>	=	Opposed Blade Damper
<b>PC</b>	=	Punched counter sunk holes
<b>CF</b>	=	Concealed Fixing

### SGT13 SGT19

**13mm Blade Spacing**  
**19mm Blade Spacing**

### Frame Options

**30mm Standard**  
**20mm**  
**50mm**

### Finish Options

<b>NA</b>	=	Natural Anodised
<b>EPC</b>	=	Epoxy Powder Coating
<b>WS</b>	=	Wet Spray

Blade Spacings **13mm Standard**  
**19mm**  
**21mm**  
**26mm**

## Ordering Procedure: Example

REF	QTY	SIZE (LxH)	TYPE	ACCESS	FRAME	FINISH	SPECIAL INSTRUCTIONS
1	2	500 x 200	SGT13	-	30	NA	CF

- Note: (1) Dimensions given are for over neck size  
 (2) If code "OS" is entered under SPECIAL INSTRUCTIONS, then dimensions given are over flange.  
 (3) If 19, 21 or 26mm Blade Spacing required, enter under SPECIAL INSTRUCTIONS.

## SELECTION DATA

### NOTE

- 1) For dimensional data refer to sheet SGT.
- 2) Selection data is for 13mm blade spacing.
- 3) Selection data is based on m<sup>3</sup>/s/metre width.
- 4) Jet velocity is actual velocity between blades. Average face velocity (25mm from grille) - 65% of jet velocity.
- 5) Type SGT usually only used for extract.

### EXAMPLE (Selection based on 1 metre lengths of grille)

#### Type SGT

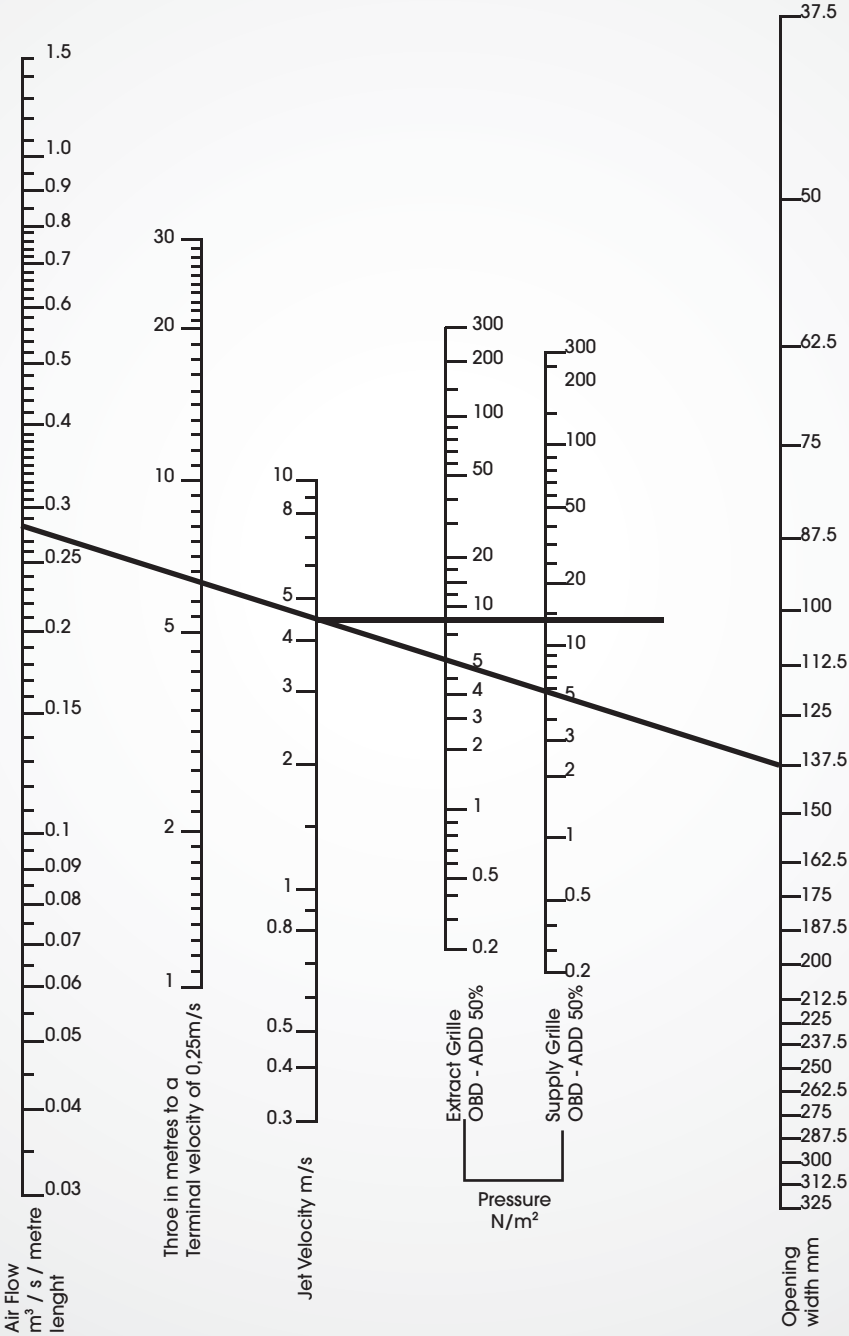
For 0,278 m<sup>3</sup>/s/metre and 6 metre throw use 137,5mm wide grille (duct width)

Jet velocity	-	<b>4,6m/s</b>
Pressure drop	-	<b>9N/m<sup>2</sup> (Extract) or 12N/M<sup>2</sup> (Supply)</b>

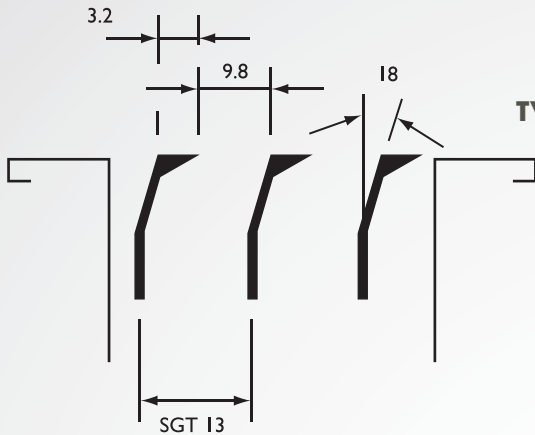
### CONVERSION FACTORS

<b>CFM</b>	X	0,000472	=	m <sup>3</sup> /s
<b>FPM</b>	X	0,005	=	m/s
<b>inches WG</b>	X	250	=	N/m <sup>2</sup>
<b>INCHES</b>	X	25.4	=	mm

## SELECTION DATA



NOTE: FOR SELECTION PROCEDURE AND GENERAL NOTES SEE PREVIOUS PAGE



### TYPE SGS (18 DEGREE DEFLECTION):

Strip Grille manufactured of extruded Type 50S anodising grade aluminium with fixed blades. These grilles can be used either vertically or horizontally.

They can be used as Supply or Return Air Grilles and also for fancoil and induction units, and can incorporate access flaps.

#### Accessories

<b>OBD</b>	=	Opposed Blade Damper
<b>PC</b>	=	Punched counter sunk holes
<b>CF</b>	=	Concealed Fixing

### TYPE SGS

**13mm**

#### Frame Options

**30mm Standard**  
**20mm**  
**50mm**

#### Finish Options

**NA** = Natural Anodised  
**BEW** = Baked Enamel White  
**EPC** = Epoxy Powder Coating

#### Blade Spacings

**13mm Standard**  
**19mm**  
**21mm**  
**26mm**

### Ordering Procedure: Example

REF	QTY	SIZE (LxH)	TYPE	ACCESS	FRAME	FINISH	SPECIAL INSTRUCTIONS
1	15	900 x 150	SGS13	OBD	20	BEW	OUTSIDE NECK

- Note: (1) Dimensions given are for opening size into which grille will fit (i.e Normal Duct Size)  
(2) If code "OS" is entered under SPECIAL INSTRUCTIONS, then dimensions given are over flange.  
(3) If 19, 21, 26mm Blade Spacing required, enter under SPECIAL INSTRUCTIONS.

## SELECTION DATA

### NOTE

- 1) Selection data is for 13mm blade spacing.
- 2) Selection data is based on m<sup>3</sup>/s/metre width.
- 3) Jet velocity is actual velocity between blades. Average face velocity (25mm from grille) - 65% of jet velocity.
- 4) Type SGS usually only used for extract.

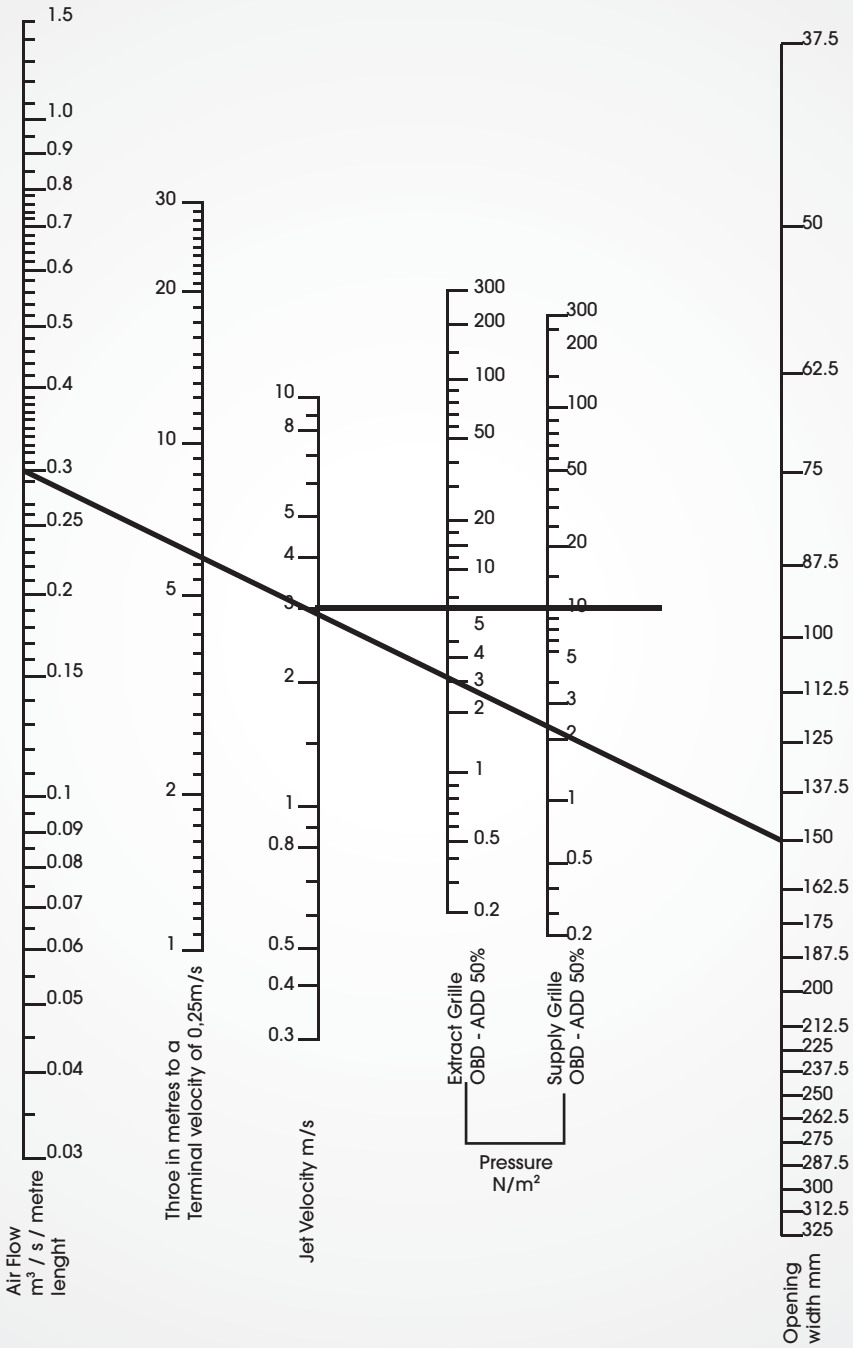
### EXAMPLE (Selection based on 1 metre lengths of grille)

For 0,3 m<sup>3</sup>/s/metre and 6 metre throw use 150mm wide grille (duct width)

Jet velocity - **3m/s**  
Pressure drop - **6N/m<sup>2</sup> (Extract) or 8N/M<sup>2</sup> (Supply)**

### CONVERSION FACTORS

<b>CFM</b>	X	0,000472	=	m <sup>3</sup> /s
<b>FPM</b>	X	0,005	=	m/s
<b>inches WG</b>	X	250	=	N/m <sup>2</sup>
<b>INCHES</b>	X	25.4	=	mm



NOTE: FOR SELECTION PROCEDURE AND GENERAL NOTES SEE PREVIOUS PAGE